



The Gladiator Arena Newsletter

Week of: November 5, 2018

SCHOOL'S MISSION STATEMENT

The mission of the Ontonagon Area School District in concert with the community is to educate all students to reach their highest potential, and be productive members of society.



School bus safety tips from the Michigan

State Website:

School bus safety tips for drivers:

- Prepare to stop when a slowing bus has its overhead yellow lights flashing
- Stop at least 20 feet away for buses when red lights are flashing, unless driving in the opposite direction on a divided highway
- Slow down in or near school and residential areas

- Look for clues-such as safety patrols, crossing guards, bicycles, and playgrounds-that indicate children might be in the area
- Watch for children between parked cars and other objects

School buses are like traffic signals

- When overhead lights are flashing yellow: Prepare to stop
- When overhead lights are flashing red: Stop
- When hazard warning lights are flashing: Proceed with caution

School bus safety tips for students:

- Always stay in sight of the bus driver
- Don't hurry off the bus; check traffic first
- Don't go back to the bus after exiting



JOIN KARATE

BEGINNER CLASS COMING SOON

For 2nd graders and up *\$45 fee includes uniform*

November 26th through March 7th Monday and Thursday @ 3:30-4:30 PM at the Ontonagon Area School. Email bamos@oasd.k12.mi.us to reserve your spot today!



We are still collecting Box Tops for Education. You can drop them off at *Harbor Towne Pharmacy, Forever Flowers, the school and Northern Roots Salon by Page Marie (in White Pine)*. You can also mail them to the school!



Our CNA students went to Long Term Care on October 30, 2018 to paint with the residents.



10 Matters Of Kindness Where Kindness Matters

1. **Kindness matters** because as a group of humans we have been called mankind.

2. **Kindness matters** because forgiveness liberates not only the forgiven, but also the forgiver.
3. **Kindness matters** because warm-hearted people clothe humanity in garments that protect them from catching frostbite – and coldness has a nasty bite.
4. **Kindness matters** because smiles a mile wide broaden our horizon and lengthen the cords of strong relationships.
5. **Kindness matters** because consideration and the art of considering others first, does as much for the consider-er than the considered – considerably.
6. **Kindness matters** because to be humane is to add an ‘e’ to the end of human – and that ‘e’ stands for exceptional.
7. **Kindness matters** because sympathetic people are not pathetic. They are simply standing alongside another who has suffered until they are strong enough to once again stand on their own two feet.
8. **Kindness matters** because kind acts are the acts of a king and a queen who realize that they have been born for a royal purpose here upon earth – and that is to serve.
9. **Kindness matters** because to be unkind is to be less than human. In fact to be unkind is devilish and subnormal.
10. **Kindness matters** because to exemplify charitable behavior is to share what you have with another. And in sharing you have opened up the floodgates of heaven which will pour out rich blessings on the one whose generosity has shone.

Can you think of other reasons why kindness matters?



Please make sure to send your child to school with proper outdoor clothing (hat, mittens, boots, warmer jacket and snow pants).

Leaves



by Elsie N. Brady

How silently they tumble down
And come to rest upon the ground
To lay a carpet, rich and rare,
Beneath the trees without a care,
Content to sleep, their work well done,
Colors gleaming in the sun.
At other times, they wildly fly
Until they nearly reach the sky.
Twisting, turning through the air
Till all the trees stand stark and bare.
Exhausted, drop to earth below
To wait, like children, for the snow.

Boys JH Basketball

Nov. 5th Watersmeet (Home) 4:00pm

Nov. 8th Staton 8th grade only (Home) 6:00pm

Student of
the Week



Elementary student of the week:

4th grade Olivia Lockhart

Who do you look up to? -Brittany

Favorite season? -Summer

How many pets do you have? - No pets but horses are my favorite animal

What do you want to be when you grow up? - a baker

Middle school student of the week:

8th grade Lilly McIntyre

Favorite color? - Orange

Favorite holiday and why? -Christmas because I get to see all of my family

What is most important to you? -My family and school?

What grade are you most scared of? -Senior year

High school student of the week:

9th grade Luke Strasser

What's your favorite sport and why? -Football because it's fun

How well do you get along with your sibling? -Sometimes we fight but I love her

Favorite thing to do after school? -Go to weight room

Who's your best friend and why? - I don't have best friends they all are just my friends.



Eddy Polakowski

Favorite school memory? - Getting kicked out of class for farting

Plans after high school? - College


1 person you will keep in touch with? -Noah Kaarto

What teacher will you miss the most? -Luke safford





The Senior class is selling pies for Thanksgiving - see any senior to buy a pie for thanksgiving:)
Peach, Apple, Cherry, Blueberry, Raspberry,
Dutch Apple, 4-Berry for \$10.00 each
Pumpkin for \$8.00 each



FALL TIME RECIPE



Parmesan-Crusted Turkey with Mashed Cauliflower

Ingredients

- 1/2** of a head cauliflower, coarsely chopped (3 cups)
- 1/4** cup water
- 2** 8 ounces turkey breast tenderloins, halved horizontally
- Salt and ground black pepper
- 1/3** cup light mayonnaise
- 1/3** cup finely **shredded Parmesan cheese**
- 3** tablespoons fine dry bread crumbs
- 2** tablespoons butter or margarine
- Snipped fresh Italian parsley and/or paprika (optional)

Directions

Preheat broiler. In a microwave-safe 1 1/2-quart casserole, combine cauliflower and the water. Cover and microwave on 100-percent power (high) for 12 to 15 minutes or until very tender, stirring once.

Meanwhile, lightly sprinkle turkey with salt and pepper. Place on an unheated rack of a broiler pan. Broil 4 inches from heat for 5 minutes. Turn turkey pieces over; broil for 4 minutes more.

Meanwhile, in a small bowl, stir together mayonnaise, 1/4 cup of the **Parmesan cheese**, and the bread crumbs. Spread over turkey. Broil for 2 to 3 minutes more or until topping is golden and turkey is no longer pink (170 degrees F).

Add butter and the remaining **Parmesan cheese** to cauliflower; mash until smooth. If desired, sprinkle with parsley and/or paprika. Serve cauliflower with turkey.

i heart 
CRAFT TIME




Supplies:


- A pine cone
- An acorn or a nut in the shell
- Brown, red, orange and yellow construction paper
- Pencil or marker
- Scissors
- Glue
- Hot glue
- Googly eyes
- Clay



Cut out construction paper feathers.



Put a small blob of clay on one side of the pine cone to steady it on the table. The pine cone will be the turkey's body. Glue the "feathers" to the top of the wide side of the pine cone.



Glue the acorn to the front of the turkey using hot glue. Glue on two googly eyes and a small piece of red construction paper (for the turkey's wattle). Let the glue set.

You now have a great Thanksgiving table turkey decoration. To avoid staining a tablecloth with the clay, put the turkey on a small plate.